

IMPORTANT - READ BEFORE USING THE PRODUCT

DRUM TOURNIQUET™ INSTRUCTIONS

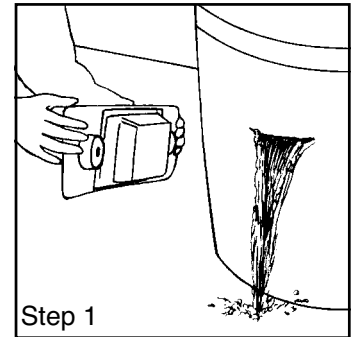
UNIVERSAL VERSION Part No. 2013

For use with 55 gallon drums, saddle tanks and other appropriate applications.

FOR STEEL DRUMS, USE THE FOLLOWING INSTRUCTIONS:

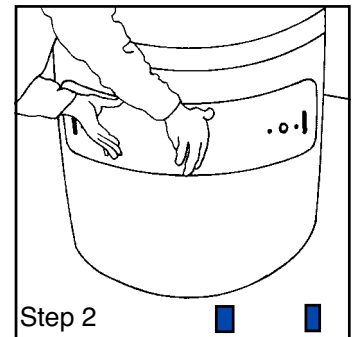
STEP 1:

Remove the Drum Tourniquet™ from its carrying bag. Hold Tourniquet in front of you with the black Sealing Pad facing the ruptured area. Position the Sealing Pad over the leak.



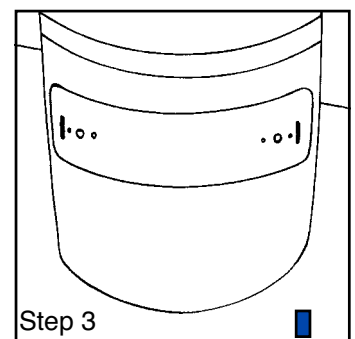
STEP 2:

Press firmly in the center of the Tourniquet and allow the sealing pad to compress and the air from the sealing pad to escape from the vent holes on the back of the Drum Tourniquet™. After 5 - 10 seconds, apply one of the magnets to the metal surface while maintaining pressure on and compressing the sealing pad. Make sure the magnet is as flat as possible to the curved wall of a drum.



STEP 3:

Perform the same procedure as discussed in STEP 2 on the other magnet. When applying the second magnet, apply the magnet so that it is as far away from the leak as possible. This will place the backing plate into greater tension and place greater compression on the sealing pad.



NOTE: See the Important Information Section of these instructions for more information.

FOR PLASTIC, FIBER, STAINLESS OR OTHER NON-FERROUS DRUMS, USE THE FOLLOWING INSTRUCTIONS (For applications where the magnet will not work):

STEP 1:

Remove the Drum Tourniquet™ and the Ratchet Strap from their carrying bag. Insert Ratchet Strap hooks into the slots at each end of the Drum Tourniquet™ backing plate.

STEP 2:

Position the strap around the drum and the Drum Tourniquet™ over the leak. Ratchet the strap until the Drum Tourniquet™ is tight and the leak has stopped.

INSPECTIONS PROCEDURES

REVIEW BEFORE USE OF THE PRODUCT

After use, the Drum Tourniquet™ must be thoroughly inspected for damage or deterioration to the sealing area or the magnets. If there is any doubt as to the continued effectiveness of the Drum Tourniquet™, DO NOT put back into service. If the inspection of the Drum Tourniquet™ indicates it will be effective for another application, always wash the Drum Tourniquet™ before reuse or storage. Wash using warm water and a non-abrasive detergent. Do not allow water or fluids to enter the tube connector on the backside of the Drum Tourniquet™. Dry thoroughly before storage. Store in the waterproof bag to avoid direct sunlight.

CAUTION:

1. Always use proper protective clothing when using the Drum Tourniquet™ such as, but not limited to protective eye wear, gloves, boots, chemical resistant suits, breathing apparatus (if needed) and other safety equipment.
2. Use a buddy system when applying the Tourniquet to a hazardous material spill or leak.
3. If the Drum Tourniquet™ comes into contact with hazardous materials, follow your federal, state and local regulations regarding proper decontamination and waste handling procedures.
4. The Drum Tourniquet™, Magnetic version, will work on ferrous drums and tanks. For non-ferrous drums, such as aluminum and stainless steel, we recommend the Drum Tourniquet™ Universal Model, which will work on all types of drums.

IMPORTANT INFORMATION:

- A. THIS IS A TEMPORARY EMERGENCY SEAL ONLY. Any drum or tank contents should be removed as soon as practical.

CAUTION: All rubber based products have a shelf life. The sealing area will eventually harden and become unusable. Keeping the units out of direct sunlight and elevated temperatures will prolong the useful life. The Drum Tourniquet™ should be inspected every 2 - 3 months to ensure the unit is still in working order. If an inspection raises any doubt as to the effectiveness of the product, DO NOT put into service. Contact your supplier for a replacement or to refurbish the unit.

DISCLAIMER: The manufacturer can make no claims or implied warranties as to the length of time a Drum Tourniquet™ will effectively seal off a rupture or leak. Specific variables in each leak application will affect overall product performance and the duration of effectiveness.

B. HEAD PRESSURE: The Drum Tourniquet™ is designed for a head pressure of 30 inches or less, depending on the variables of the leak. Using the Drum Tourniquet™ in applications where the head pressure is in excess of 30" may result in the Drum Tourniquet™ failing to perform properly.

C. VARIABLES: There are many variables in any leak or spill which may affect the ability of the Drum Tourniquet™ to properly seal the leak. Combinations of variables such as the size of the hole (leak), amount of deformation and the amount of head pressure may exceed the product's performance capabilities. The way in which a magnetic Drum Tourniquet™ is stored, how often it has been reused, etc., will affect the product's performance.

D. PERFORMANCE: The Universal Drum Tourniquet™ will perform satisfactorily as an emergency seal for many, but not all leak and spill situations. Certain variables, as described above, can reduce the product's effectiveness and in some cases render the product unusable for that specific application.

DISCLAIMER: The manufacturer assumes no liability for any claims arising from the use of this product where certain combinations of head pressure, hole size, deformation, rough surface texture, temperature and other factors exceed the performance abilities of the product.

E. COMPATIBILITY: The Sealing Pad is made of EPDM rubber. Under short term usage it will safely contain a number of chemicals. There may be some chemicals with which the material is not compatible and may not function properly. The user of this product is responsible for determining chemical compatibility, and using the Drum Tourniquet™ only in situations where the EPDM rubber Sealing Pad will be compatible with the material it will be in contact with.

DISCLAIMER: The manufacturer assumes no liability for any claims arising from use of this product with chemicals that are incompatible with the EPDM rubber Sealing Pad.

The best way to prepare for emergency use of the Drum Tourniquet™ is to PRACTICE it in training situations.

OTHER ULTRA-TOURNIQUET PRODUCTS FOR YOU

Tanker Tourniquets® for leaking tanks and tanker trucks.



UltraTech International, Inc.
11542 Davis Creek Court
Jacksonville, FL 32256
800-353-1611 904-292-1325 fax

The Leak Stops Here.™