





ULTRATECH
INTERNATIONAL, INC.

Ultra-Dewatering Bag[®] Reusable Model


Locking Bar Instructions



Step 1: Place the straight bar (A) (flat ends) and locking bar (B) (90 degree bend at both ends) at opposite end from hose opening.



Step 2: Place Straight Bar (A) on top of Dewatering Bag and roll in material 3-4 times.



Step 3: Place flat ends of Straight Bar (A) through slots in ends of Locking Bar (B) and adjust to width of Dewatering Bag. Unit is now ready for use.